



President: Howard Goodfellow, Vice President: Larry Keeley, Treasurer: Bill Hornbostel, Secretary: Sandra Peters, Technician: John Glover, Membership: Patricia Calder, Communications: Bob Robertson, Program: Alasdair Gillespie. Outings: Allan Short, Outreach : Elaine Amenta, Member At Large: Chloe Craig.

December 2014

MERRY

CHRISTMAS

AND

**HAPPY
HOLIDAYS !!!**




Photo captured and submitted by NPC member Bill Prawecki

President's Message

..... by Howard Goodfellow

The executive team is busy with lots of activities for our club members. As our club grows, it has become apparent that we need to have some policies in place to simplify and streamline the running of the club. For example, there needs to be some policies in place with respect to documentation and archival recording. I will report on progress in this area over the next few months - maybe not exciting news to you but important for sustainability of our club in the future. Bob Robertson and Bill Crowley have prepared a draft of the history of the club which will eventually be posted on our website.

Many exciting things happened in November. First, I would like to thank Alasdair Gillespie for arranging to have both Chris Sanderson

and Michael Reichman as speakers for our November meeting. The presentation on Antarctica was outstanding. It was a unique opportunity for our club members to enjoy a presentation from these well respected photographers.

Other activities this fall needing some recognition are as follows: Congratulations to Patricia Calder for being selected to have her lovely equine photography display at the Royal Winter Fair. Also, Elaine Amenta and her team hung 14 framed photographs at Northumberland Hills Hospital on Nov 6th. These will be on display until Feb 25th.



These photographs at the Northumberland Hills Hospital are beautiful. Please try to stop by.


Many of our photographers have also contributed to the United Way Northumberland book "We live here " vol 2, which was launched on Nov 25th. This could be a great Christmas gift.

I am looking forward to visiting the ROM in Toronto, next weekend, to view over 100 images for the 2013 Wildlife Photographer of the Year competition. More than 40, 000 images were submitted from 90 countries. This exhibition just opened and it is only the 2nd year for it being at the ROM.

I would like to thank all of our volunteers who work behind the scenes to make sure that our club runs smoothly. We are always looking for volunteers so please let us know if you would like to help.

I hope to see many of you at our Xmas party on Dec 1st at the Cobourg Lions Community Center. I am looking forward to the members' slide show. This is always a highlight of our special evening.

Thanks to Larry for his dedication to being the editor of our Monitor. It is such a professional job and is an important communications tool for our NPC. Happy Winter!! (Photos captured and submitted by Howard.)



NPC BULLETIN BOARD

Items of interest to our members.

1. Hi Howard,

Just wanted to let you know that your photo submission 'Mazinaw Monster' won first prize. You will be receiving a cheque for \$50 (coming from our treasurer, Richard Colden and therefore I have copied him on this email). There were over 40 photo submissions and yours received the most votes. Congratulations! Thanks for participating in this initiative...we received a lot of great pictures that really show off how wonderful our lake really is!

Sincerely, Francine Bates

MPOA Director, Membership & Communications

2. If you're looking to move up in the Nikon family this Christmas, I'm looking for an entry-level Nikon DSLR (e.g. D5100) for my son. If interested, please email me at davidorourke@cogeco.ca . Thanks, David

3. What Cities Would Look Like if Lit Only by the Stars.

<http://www.wired.com/2014/11/thierry-cohen-darkened-cities/#slide-id-1616767>. Bob Kearn

**4. Another way to access the Facebook page for Northumberland Photography Club, Ontario, Canada is to click on the F icon at the bottom of each page on the web site. Regards, John Draper
Home: [905 372-5839](tel:9053725839) Cell: [905 269-0503](tel:9052690503)**

5. I have a Canon 300mm telephoto for sale. I have used it 4 times. I love the lens however, arthritis in my hands prevents me from using it often. I purchased it from B&H in November 2012 for \$1349. I would like to sell it for \$950. Comes with a nice carrying case.



Also, a Lensbaby Composer and Pinhole. I paid \$319 for them in April 2010 and will sell for \$145. *Elaine Amenta 905-269-8095*

6. I feel this is worth passing along. With the holidays coming up, I can see where this could be a real problem. The newest virus circulating is the UPS/Fed Ex/USPS Delivery Failure.

You will receive an e-mail from UPS, Fed Ex, or USPS, along with a packet number. It will say that they were unable to deliver a package sent to you on such-and-such a date. It then asks you to print out the invoice copy attached.

DON'T TRY TO PRINT THE INVOICE. IT LAUNCHES THE VIRUS!

Pass this warning on to all your PC operators at work and home. This virus has caused Millions of dollars in damage in the past few days. Snopes confirms that it is real.

<http://www.snopes.com/computer/virus/ups.asp> (Russ Donaldson)

7. If anyone is interested for sale Canon 7D 9body only, 2 batteries +charger). \$ 750.00 Canon. 7D vertical Grip (like new)\$225
 Canon 40D (body only), 2 Batteries+ charger) \$300
 Panasinic GF2+14mm Pancake lens(with 1 batterie, charger, UV filter) \$450. Possible negotiation depending on offer.
 For more info bob@perksfilm.com



Technical Report

..... submitted by Brian Hart

Mirrorless Cameras

Any of you who follow the writings of Michael Reichmann on his Luminous Landscape web site will be familiar with his enthusiasm for mirrorless cameras as an alternative to or as a complementary add-on to the standard DSLR kit. I find this intriguing because my early experience with photography was with a 35mm rangefinder camera (Ricoh 500) with a leaf shutter in the lens. With a steady hand it was possible to take photos at less than 1/30 of a second because there were no vibrations from a flapping mirror and focal plane shutter. As well, the camera was lighter and far more compact even with an f2.8 lens. What would the new digital descendent be like?

This summer I bit the bullet and purchased a Fuji X-E1 to see what this new breed of digital cameras was all about. With an electronic viewfinder, interchangeable lenses, vibration damping and all the other capabilities that come with digital, it makes for a very complete package. It didn't take long to realize that the menus and controls were extremely well designed and suited to the photographer who wants to "control" the capture experience. Although it will shoot in auto mode, there are no scene programs as are found on a point-and-shoot or many DSLRs but there is 1080 video. For anyone who is stuck in the Nikon / Canon paradigm they may be interested to know that Fuji makes its own glass and has built cameras and lenses for Leica and Hasselblad in the past. Their high end lenses for TV and the movie industry are as good as any. Their X-body cameras are a very solid, quality build. Sony is another manufacturer venturing into this class of cameras.



Tech. Report cont'd.....

On a recent vacation I left the DSLR at home and took the Fuji as an experiment to see if it would arise to the challenge and I was very satisfied with the results. Although I took along an additional 90mm "M" mount lens, I found that the 18-55mm lens (APS-C sensor) that came with the camera was adequate for 99% of my travel photos. Fuji has developed filters that will allow the emulation of their colour films. For those who were hooked on the Velvia look you can get it again!

There are technical advantages to getting the back of the lens closer to the sensor and it is now possible to achieve phase detection focusing without the mirror. As camera technology develops, there is probably more scope for this mirrorless arrangement than there is for the DSLR. It will be interesting to watch how this unfolds. Here are a few images captured with the Fuji mirrorless camera.




Ninfa Garden Dam: ISO 400, 1/40 sec., f 8 at 31 mm focal length

Stone Bridge: ISO 800, 1/180 sec., f 6.4 at 18 mm focal length

Hands: ISO 500, 1/30 sec., f 4.5 at 55 mm focal length

Bon Echo Provincial Park.....images captured and submitted by Carol Desaulniers.



OUTING IMAGES



Allan Short photos (left and above)



Bottom four photos submitted by David O'Rourke.



Three photos submitted by Bob Bell



Also submitted by Bob: A dated, but interesting quote - from National Geographic - August 1995 issue:

"Before heading out, a photographer packs film — lots of it. In 1993 our photographers shot 46,769 rolls, about 1,683,600 frames. That year 1,408 pictures were published. Less than a .001 batting average." Update : 2012 - from National Geographic - October 2013 issue: "In 2012, 62 photographers took about 2 million photos — 1,468 pictures were published in 2012 — 284 of them in the digital version only. Again, less than a .001 batting average."

FEATURED
PHOTOGRAPHER
Dawn Knudsen !!!

Hi club friends!

Recently, I was asked what my favourite season was for capturing images. I replied that it was winter. I think the reasons for choosing this time of year have a lot to do with what captures my interest in photographs, namely, lines, patterns, textures and interesting light.

These components of a picture have motivated me to “paint” using my cameras (Sony DSLR, Canon Powershot and Nikon D200). I have gradually become acquainted with Photoshop, using it for adjusting colour, light and shadows and cropping. Not really liking to spend a lot of time at my computer, I use it to get the effect that I remember of the subject.




The first time I used a borrowed film camera was in the fall of 1974. I had a couple of hours on the plane heading to Sault Ste. Marie so I studied the manual instructing how to use the settings and the light meter.

Having many hours to myself each day, I explored the roadside puddles and leaves, abandoned barns, fences and grasses blowing in the wind. It was then that I realized I would love to have painted these subjects. Not having that kind of talent, I still had the interest in capturing these images forever but instead using a camera!



Featured Photographer cont'd.....

I will never forget how excited I was to get my first prints from the local drugstore photo lab. And the rest, as they say, is “history”.



exposed to these magical rules!

But I still had a lot to learn – filling the frame, depth of field, rule of thirds..... I took a night course at a local framing shop and was

Dawn, cont'd.....

I learned to pan and zoom and watch my histogram. Photography was not just pointing and shooting any more. I had to work at it!! Still do!



I have included some photos that will help you understand what I love about winter. But, then, again, the fall colours are captivating. Summer flowers are motivating and, then, there are reflections and shadows and.....and.....!!





Dawn Knudsen photography



One of my most exciting and frightening winter outings that I experienced was in Presqu'île Provincial Park. I had planned to walk the snowy beach alone looking for snow formations. After

dressing as if I were about to go on an arctic expedition, I found myself ploughing through a pathway leading to the beach. I was captivated by the dark blue/grey sky in the distance and the scalloped drifts along the snow fence. I wandered along the beach for quite a while, capturing images of drifts of snow, ice volcanoes and lonely picnic tables. Uh-oh! That sky was getting more beautiful but covering more of the sky above me. It didn't take long to realize that I needed to get back to the car – didn't want my camera getting wet! At first, I couldn't recognize the path that I had taken but calming myself down with use of logic, I decided that I would follow the footsteps I had made earlier.



..... By then, the snowstorm had arrived and visibility was poor and I admit, I started to panic - isn't that when your heart starts to race and you start using expletives under your breath?!

After trying several exits (there had been a few other explorers besides me that day, I guessed), I finally found the one I had taken earlier and arrived at my car. Later on in the winter, I returned to Presqu'île but this time I tied a scarf to the pole marking the exit to the beach!



Rusty Photos

Submitted by Susanne Pacey

I love what happens to pictures of rust when I saturate them with colour.



I am a fan of abstracts and these are some of my favourite "Rust Abstracts" that I've taken this year. The rust was on machinery at the auto wreckers we went to on a photo club outing this fall.



My Fall Leaf Collection.... by Susanne Pacey

When collecting some of the beautiful leaves during walks in Port Hope and Cobourg this fall, I thought it was a shame that I couldn't preserve their bright colours by pressing them between the pages of



books, as the colours fade. Then a light went on - take a picture of them!



I took many individual leaf pictures and then created some groupings of leaves. I laid the leaves on white paper first. I did some editing in my editing program, Picasa, including adding a border to them.



I will be using some of my leaf pictures to make cards to sell at the Art Gallery of Northumberland in Port Hope and at Burnham Family Farm Market in Cobourg.

Susanne Pacey, cont'd....

I'm sending some to relatives and friends who no longer live in Ontario and who miss seeing the glorious pageant Mother Nature puts on in the fall in our area (one reason among many that I'm glad I live in Northumberland).



I'm very happy about my leaf collection this year, which will last longer and better than pressed leaves and lets me share them with others easily.



Patricia Calder

My Royal Winter Fair Exhibition

As most of you know by now, I had the honour of having eight of my horse pictures on display at The Royal Winter Fair, from Nov. 7-16. I was there every day, meeting and greeting, talking to horsey people about one of my favourite topics. I met

people from all

over the world and had a blast. In the evenings I took pictures with my new lens, a 70-200mm f2.8 that is great for distance in low light situations.



Who would not be excited to feel the earth pound as 12,000 lbs. of horse flesh trotted in unison past one's seat? Then a red-jacketed trumpeter atop a fine carriage rolled past, with his lords and ladies in their finery. Downton Abbey in real life, real time.



Pat Calder.....

My favourite act is Guy McLean, the Aussie with 4 Australian stock horses trained to do everything from herding cattle to dressage. They race together and stop on a dime at a simple hand command from Guy.



Then one horse lies down while the others step over him and stand over him for 10 minutes. Awesome.

The smallest performers in the Ricco Colliseum are the Hockney horses, also the most highly strung, something like their owners.

Everyone loves the hunter jumper class. Captain Canada, Ian Millar, was there, along with his son, Jonathan. But they were both beaten by an American woman, Beezie, an elegant rider.

I came home exhausted, but I'd do it all again tomorrow, given the chance. Oh, and my pictures will be delivered to my home, if anyone wants to see them.

NPC CHRISTMAS DINNER

Where? Cobourg Lions Club: 157 Elgin St. E. Cobourg

When? Dec. 01, 2014

Time? Social Hour: 6 PM. Dinner: 7 PM.

What? Members' Slide Show throughout evening.

The Last Page!!

...Larry Keeley



This is the longest monthly newsletter we have ever had!! When I sent out a request for materials, a few days ago, I certainly was not expecting the ‘truck load’ that arrived. What a treat sorting through all of this and putting it in The Monitor has been! A huge “Thank you” to all who took the time to submit and share their photos and other materials with us.

On January 8th, 2015, a variation of our Buddy Program will begin. In the past, one member would “buddy up” with another member and the two of them would meet and discuss photography. They would share their knowledge, as well as go out shooting somewhere. In this way, they would both benefit from the experience. Starting in the New Year, a *group* of buddies will be meeting at the Town Park Rec. Centre, in Port Hope, for a series of informal talks aimed at helping beginning photographers become more familiar with their cameras and learning the basic techniques involved in capturing images. Too often some members have been heard to say: “We enjoy the monthly meetings but feel we get very little out of them as they are too advanced for beginners.” Hopefully, these ‘Buddy sessions’ will raise their knowledge to the point where these meetings will be of greater interest to them. Each session will consist of four 2 hour meetings, beginning in January and continuing till the end of April. Each meeting will begin with about 45 minutes of instructions, followed by going outdoors to do some shooting relating to that meeting’s topic(s). The remaining half hour will be for wrap ups and receiving an assignment for the next meeting. A \$3.00 fee/person will be charged each meeting to cover the rental cost of the room. Those interested in joining us should contact me (Larry) to register and get more information.